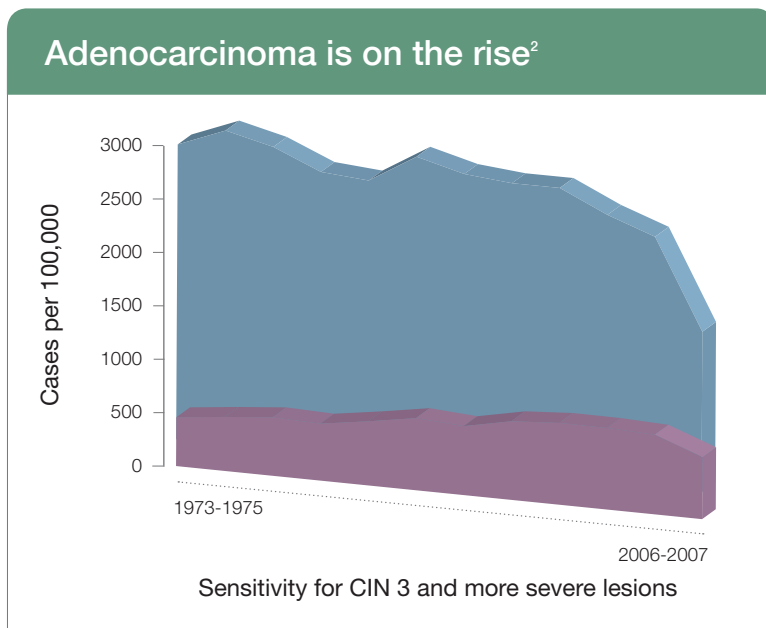




Co-testing has been identified as the preferred method for cervical cancer screening in women aged 30-65.¹

Co-testing has been recommended for two reasons:¹

1. To identify those patients at low risk of developing cervical disease
2. To identify patients at risk for cervical adenocarcinoma



“The addition of HPV testing to cytology also enhances the identification of women with adenocarcinoma of the cervix and its precursors. Compared to squamous cell cancers, cytology has been relatively ineffective in decreasing the incidence of invasive adenocarcinoma of the cervix.”

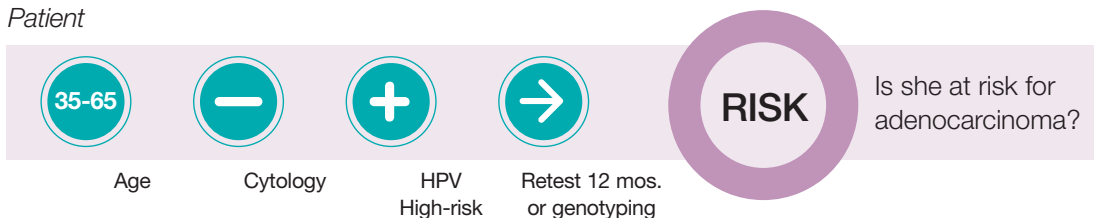
— American Society for Colposcopy and Cervical Pathology, 2012⁵

Since the 1970s²:

- 61% decrease in squamous cell carcinoma
- 32% increase in adenocarcinoma

Is she at risk for adenocarcinoma?

Patient



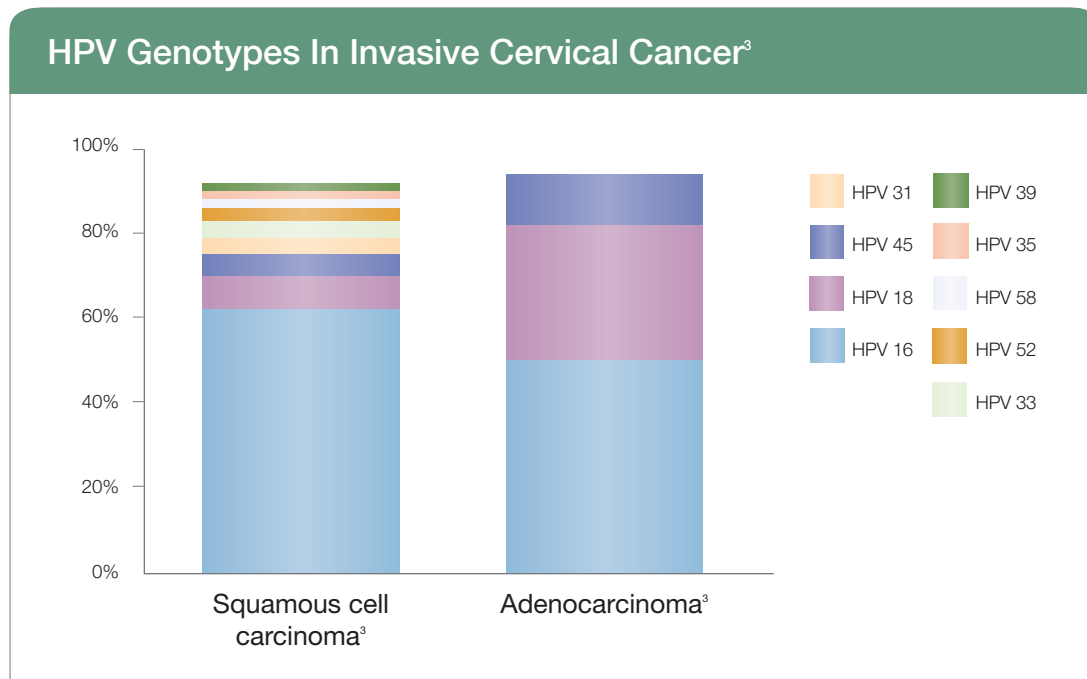
APTIMA® HPV 16 18/45 Genotype Assay

The next-generation genotype test

APTIMA HPV 16 18/45 Genotype Assay

- Result for type 16 with separate combined result for HPV types 18 and 45

Reflex positive APTIMA HPV Assay results to genotyping for types 16, 18 and 45. Identification of these types as part of reflex testing may identify up to 94% of all cervical adenocarcinomas.³



HPV type 45:

- Is uncommon and only prevalent in 0.4% of women with normal cytology³
- Is the third most common HPV type in invasive cervical cancer³
- Types 16, 18 and 45 show higher carcinogenic potential relative to all other high-risk HPV types⁴

The addition of HPV type 45 identifies more women at risk for adenocarcinoma, with minimal impact to colposcopy rates.³

References: 1. Saslow D, et al. *J Low Genit Tract Dis* 2012;16(3):175-204 2. Adegoke O, et al. *J Women's Health* 2012; 21(10): 1031-1037 3. de Sanjose S, et al. *Lancet Oncol* 2010; 11(11): 1045-56 4. Guan, et al. *International Journal of Cancer* 2012, 131:2349-2359 5. Saslow, D, et al. *Am J Clin Pathol* 2012;137:516-542

North America / Latin America
10210 Genetic Center Drive
San Diego, CA 92121
Tel: +1.858.410.8000
Fax: +1.800.288.3141
www.hologic.com

HOLOGIC®

SS-00163-001 Rev. 001 2013 © Hologic, Inc. All rights reserved. Printed in USA. Specifications are subject to change without prior notice. HOLOGIC and APTIMA and associated logos are trademarks or registered trademarks of Hologic, Inc. and/or its subsidiaries in the United States and/or other countries. All other trademarks are the property of their respective owners. This information is intended for medical professionals in the U.S. and other markets and is not intended as a product solicitation or promotion where such activities are prohibited. Because Hologic materials are distributed through websites, eBroadcasts and tradeshows, it is not always possible to control where such materials appear. For specific information on what products are available for sale in a particular country, please contact your Hologic representative or write to womenshealth@hologic.com.